

KIDS CHALLENGE 2025

To promote young talent in indoor skydiving, the HF-Cup 2025 will offer the Kids Challenge discipline for children aged 8 to 13.

Five rounds are flown. The competition consists of three free rounds (Free Routine) and two compulsory rounds.

1st round, Free Round, 60 seconds

2nd round, Compulsory Round, 45 seconds

3rd round, Free Round, 60 seconds

4th round, Compulsory Round, 45 seconds

5th round, Free Round, 60 seconds

Free Rounds – 1st, 3rd and 5th round

Each participant comes up with a routine in which they create their figures (with the help of the Dive Pool) and moves in any order. This routine should be repeated in each of the free rounds. Creativity is required here so that you enjoy flying and we enjoy watching.

Difficulty, technique, precision and execution are evaluated. Additionally, there is one Presentation scoring, in which the judges focus on the visibility of the figures and moves as well as to the aesthetics of the execution.

Compulsory rounds – 2nd and 4th round

There are three compulsory figures to fly per round, and you can decide on their order yourself. Each figure should only be shown once during the round. You can design the transitions yourself; there are no limits to your imagination.

For each compulsory figure there are points for difficulty, technique, precision and execution. In addition, there is a presentation evaluation in which the judges focus on the transitions between the figures.

COMPETITION RULES FOR THE KIDS CHALLENGE 2025

All the rounds are judged live by a panel of three judges. Each round is individually scored from 0.0 Points rated up to 10.0 points. The evaluation is based on the criteria difficulty, technique, precision, creativity and execution within the given time of 60 seconds in the Free Rounds and 45 seconds in the Compulsory Rounds.

COMPULSORY ROUNDS – COMPULSORIES

The order of the moves within the rounds can be freely chosen.

ROUND TWO

Transition belly to back

The athlete must make a “transition” from the belly to the back flying over the legs. A transition flown through the entire tunnel diameter is rated higher than one flown statically. The slower the performer changes the axis, the higher the score. The transition must be flown sideways to the judges.

Belly Inface Carve

The athlete flies on his belly, facing the judges, his body follows a circular path at the same level. The head and upper body point towards the center of the tunnel, the legs are stretched and follow along the glass. The Belly Inface Carve must be flown 360° through the tunnel (around once).

Belly Tee

The athlete flies on his belly with one leg stretched straight down, the other straight backwards as an extension of the upper body. Both knees must be stretched and the angle between the legs must be viewed from the side be 90°. The tee must be flown sideways to the judges.

ROUND FOUR

Belly Forward Loop

A forward loop is a 360° rotation through the transverse axis of the body, where the upper body rotates forward. The loop must be started on the belly, with the side to the judges and finished on the belly. The more precise the forward loop is, without deviation to the side or upwards, the higher are the points.

Barrel roll


A barrel roll is a 360° rotation through the longitudinal axis of the body. The barrel roll may begin on the belly, back or side and must end in the same orientation. The more precisely the roll remains on the axis, the higher is the score. The barrel roll must be flown with the head towards the judges.

Transition Back to Belly

The athlete must “transition” from back to belly flying over the legs. A transition flown through the entire tunnel diameter is rated higher than one flown statically. The slower the performer changes the axis, the higher the score. The transition must be flown sideways towards the judges.

DIVEPOOL

Tee



The body is flat (horizontal). One leg is straight and horizontal, in line with the upper body. The other leg is straight and pointed downwards. Arms horizontal to body.

Der Körper ist flach (horizontal). Ein Bein ist gerade und horizontal, in Einklang mit dem Oberkörper. Das andere Bein ist gerade und zeigt nach unten. Die Arme horizontal zum Körper.

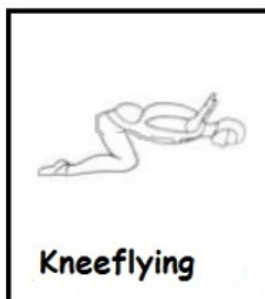
Stand up



The body is stretched vertically, the legs are stretched down and together. The arms are stretched horizontally to the sides.

Der Körper ist vertikal gestreckt, die Beine sind gestreckt nach unten und zusammen. Die Arme sind horizontal zur Seite gestreckt.


Kneeflying



The legs must be bent under the body and the lower legs horizontal in the wind.

Die Beine müssen angewinkelt unter dem Körper sein und die Unterschenkel horizontal im Wind.

Indian Seat



In the upright sitting position, the lower legs are crossed.

In der aufrechten Sitzposition sind die Beine im „Schneidersitz“. (Unterschenkel gekreuzt)